

Rheinpfalz Cup 2016/17

3. Rennen am 17.02.2017

Fahrzeugabnahme und Qualifying

| | Fahrer | Fahrzeug | Fahrwerk | Gewicht | Q-Start | Q-Zeit | Gruppe |
|---|----------------|-----------------------|--------------------------|---------|---------|--------|--------|
| 1 | Frank S. | Ferrari 333 SP | Slotline S4 | 190,2 | - | - | - |
| 2 | Stefan H. | Peugeot Pescarolo C60 | DO Slot GTC LMP | 192,9 | - | - | - |
| 3 | Andreas F. | Audi R18 ultra | Schöler Challenger LMP/C | 190,2 | - | - | - |
| 4 | Sven F. | Jaguar XJ9R weiß | Eigenbau | 191,0 | - | - | - |
| 5 | Michael K. | Rebellion Racing | Schöler Challenger LMP/C | 190,6 | - | - | - |
| 6 | Karl-Heinz St. | Jaguar XJ9R grün | Schöler Challenger LMP/C | 194,3 | - | - | - |
| 7 | Michael F. | Lola Aston Martin | DO Slot OBG | 191,3 | - | - | - |
| 8 | Kai M. | BMW V12 | Schöler Challenger LMP/C | 190,0 | - | - | - |
| 9 | Peter B. | Jaguar XJ9R postgelb | Slotline S4 | 190,3 | - | - | - |

Die Einzelrennen in der Übersicht

| | | | | | | | | | | | | | |
|--|--|--|--|--|--|--|--|--|--|--|--|--|--|
| Rennen 1 Fahrer Slot R Best R-Zeit Mittel 1 Andreas F. 3 61 8,327 540,0 8,852 2 Stefan H. 2 61 8,428 540,0 8,852 3 Frank S. 1 61 8,432 540,0 8,852 4 Michael K. 5 60 8,246 540,0 9,000 5 Sven F. 4 59 8,197 540,0 9,153 6 Karl-Heinz St. 6 52 9,219 540,0 10,385 | | | | | | | Rennen 2 Fahrer Slot R Best R-Zeit Mittel 1 Frank S. 3 64 8,273 540,0 8,438 2 Michael K. 6 64 8,208 540,0 8,438 3 Sven F. 2 63 8,100 540,0 8,571 4 Andreas F. 5 61 8,617 540,0 8,852 5 Michael F. 1 59 8,304 540,0 9,153 6 Karl-Heinz St. 4 56 8,636 540,0 9,643 | | | | | | |
| Rennen 3 Fahrer Slot R Best R-Zeit Mittel 1 Michael K. 4 66 8,110 540,0 8,182 2 Frank S. 5 61 8,546 540,0 8,852 3 Kai M. 1 61 8,064 540,0 8,852 4 Andreas F. 6 60 8,589 540,0 9,000 5 Michael F. 3 59 8,124 540,0 9,153 6 Karl-Heinz St. 2 57 8,642 540,0 9,474 | | | | | | | Rennen 4 Fahrer Slot R Best R-Zeit Mittel 1 Kai M. 3 67 7,983 540,0 8,060 2 Michael K. 2 66 7,986 540,0 8,182 3 Andreas F. 4 63 8,278 540,0 8,571 4 Michael F. 5 62 8,280 540,0 8,710 5 Peter B. 1 61 8,478 540,0 8,852 6 Frank S. 6 60 8,680 540,0 9,000 | | | | | | |
| Rennen 5 Fahrer Slot R Best R-Zeit Mittel 1 Kai M. 5 65 8,228 540,0 8,308 2 Frank S. 4 63 8,417 540,0 8,571 3 Michael F. 6 62 8,382 540,0 8,710 4 Andreas F. 2 57 8,139 540,0 9,474 5 Peter B. 3 57 8,443 540,0 9,474 6 Stefan H. 1 52 8,183 540,0 10,385 | | | | | | | Rennen 6 Fahrer Slot R Best R-Zeit Mittel 1 Kai M. 6 64 8,147 540,0 8,438 2 Michael F. 4 58 8,120 540,0 9,310 3 Peter B. 5 58 8,599 540,0 9,310 4 Frank S. 2 56 8,294 542,7 9,692 5 Stefan H. 3 55 8,332 540,0 9,818 6 Sven F. 1 54 8,103 540,0 10,000 | | | | | | |
| Rennen 7 Fahrer Slot R Best R-Zeit Mittel 1 Michael F. 2 66 8,080 546,8 8,284 2 Sven F. 3 65 8,075 540,0 8,308 3 Kai M. 4 64 8,172 540,0 8,438 4 Stefan H. 5 61 8,542 540,0 8,852 5 Peter B. 6 57 8,580 540,0 9,474 6 Karl-Heinz St. 1 52 8,825 540,0 10,385 | | | | | | | Rennen 8 Fahrer Slot R Best R-Zeit Mittel 1 Kai M. 2 67 7,983 544,3 8,124 2 Michael K. 1 62 8,109 540,0 8,710 3 Karl-Heinz St. 3 61 8,445 540,0 8,852 4 Peter B. 4 59 8,482 540,0 9,153 5 Stefan H. 6 57 8,601 540,0 9,474 6 Sven F. 5 56 8,161 540,0 9,643 | | | | | | |
| Rennen 9 Fahrer Slot R Best R-Zeit Mittel 1 Michael K. 3 67 8,014 540,3 8,064 2 Andreas F. 1 64 8,320 547,4 8,553 3 Peter B. 2 63 8,364 544,4 8,642 4 Sven F. 6 62 8,194 547,4 8,828 5 Karl-Heinz St. 5 58 8,867 551,5 9,509 6 Stefan H. 4 53 8,403 546,4 10,309 | | | | | | | | | | | | | |

Die Zwischenstände

| Stand nach 1. Lauf | | | Stand nach 2. Lauf | | | Stand nach 3. Lauf | | |
|--------------------|----------------|----|--------------------|----------------|-----|--------------------|----------------|-----|
| | R | | | R | | | R | |
| 1 | Andreas F. | 61 | 1 | Kai M. | 128 | 1 | Kai M. | 193 |
| | Stefan H. | 61 | 2 | Frank S. | 125 | 2 | Michael K. | 190 |
| | Frank S. | 61 | 3 | Michael K. | 124 | 3 | Frank S. | 186 |
| | Kai M. | 61 | 4 | Sven F. | 122 | 4 | Andreas F. | 182 |
| | Peter B. | 61 | | Andreas F. | 122 | 5 | Michael F. | 180 |
| 6 | Michael K. | 60 | 6 | Michael F. | 118 | 6 | Peter B. | 176 |
| 7 | Sven F. | 59 | | Peter B. | 118 | | Sven F. | 176 |
| | Michael F. | 59 | 8 | Stefan H. | 113 | 8 | Stefan H. | 168 |
| 9 | Karl-Heinz St. | 52 | 9 | Karl-Heinz St. | 108 | 9 | Karl-Heinz St. | 165 |

| Stand nach 4. Lauf | | | Stand nach 5. Lauf | | | Stand nach 6. Lauf | | |
|--------------------|----------------|-----|--------------------|----------------|-----|--------------------|----------------|-----|
| | R | | | R | | | R | |
| 1 | Kai M. | 257 | 1 | Kai M. | 321 | 1 | Kai M. | 388 |
| 2 | Michael K. | 256 | 2 | Michael K. | 318 | 2 | Michael K. | 385 |
| 3 | Frank S. | 246 | 3 | Frank S. | 309 | 3 | Michael F. | 366 |
| 4 | Andreas F. | 245 | 4 | Andreas F. | 302 | 4 | Andreas F. | 366 |
| 5 | Michael F. | 242 | 5 | Michael F. | 300 | 5 | Frank S. | 365 |
| 6 | Sven F. | 241 | 6 | Sven F. | 297 | 6 | Sven F. | 359 |
| 7 | Peter B. | 233 | 7 | Peter B. | 292 | 7 | Peter B. | 355 |
| 8 | Stefan H. | 229 | 8 | Stefan H. | 286 | 8 | Stefan H. | 339 |
| 9 | Karl-Heinz St. | 217 | 9 | Karl-Heinz St. | 278 | 9 | Karl-Heinz St. | 336 |

Die Fahrer im Vergleich

| | Fahrer | Spur 1 | | | | Spur 2 | | | | Spur 3 | | | |
|---|----------------|--------|-------|--------|-------|--------|-------|--------|-------|--------|-------|--------|-------|
| | | R | Zeit | Mittel | Best | R | Zeit | Mittel | Best | R | Zeit | Mittel | Best |
| 1 | Kai M. | 61 | 540,0 | 8,852 | 8,064 | 67 | 544,3 | 8,124 | 7,983 | 67 | 540,0 | 8,060 | 7,983 |
| 2 | Michael K. | 62 | 540,0 | 8,710 | 8,109 | 66 | 540,0 | 8,182 | 7,986 | 67 | 540,3 | 8,064 | 8,014 |
| 3 | Michael F. | 59 | 540,0 | 9,153 | 8,304 | 66 | 546,8 | 8,284 | 8,080 | 59 | 540,0 | 9,153 | 8,124 |
| 4 | Andreas F. | 64 | 547,4 | 8,553 | 8,320 | 57 | 540,0 | 9,474 | 8,139 | 61 | 540,0 | 8,852 | 8,327 |
| 5 | Frank S. | 61 | 540,0 | 8,852 | 8,432 | 56 | 542,7 | 9,692 | 8,294 | 64 | 540,0 | 8,438 | 8,273 |
| 6 | Sven F. | 54 | 540,0 | 10,000 | 8,103 | 63 | 540,0 | 8,571 | 8,100 | 65 | 540,0 | 8,308 | 8,075 |
| 7 | Peter B. | 61 | 540,0 | 8,852 | 8,478 | 63 | 544,4 | 8,642 | 8,364 | 57 | 540,0 | 9,474 | 8,443 |
| 8 | Stefan H. | 52 | 540,0 | 10,385 | 8,183 | 61 | 540,0 | 8,852 | 8,428 | 55 | 540,0 | 9,818 | 8,332 |
| 9 | Karl-Heinz St. | 52 | 540,0 | 10,385 | 8,825 | 57 | 540,0 | 9,474 | 8,642 | 61 | 540,0 | 8,852 | 8,445 |

| | Fahrer | Spur 4 | | | | Spur 5 | | | | Spur 6 | | | |
|---|----------------|--------|-------|--------|-------|--------|-------|--------|-------|--------|-------|--------|-------|
| | | R | Zeit | Mittel | Best | R | Zeit | Mittel | Best | R | Zeit | Mittel | Best |
| 1 | Kai M. | 64 | 540,0 | 8,438 | 8,172 | 65 | 540,0 | 8,308 | 8,228 | 64 | 540,0 | 8,438 | 8,147 |
| 2 | Michael K. | 66 | 540,0 | 8,182 | 8,110 | 60 | 540,0 | 9,000 | 8,246 | 64 | 540,0 | 8,438 | 8,208 |
| 3 | Michael F. | 58 | 540,0 | 9,310 | 8,120 | 62 | 540,0 | 8,710 | 8,280 | 62 | 540,0 | 8,710 | 8,382 |
| 4 | Andreas F. | 63 | 540,0 | 8,571 | 8,278 | 61 | 540,0 | 8,852 | 8,617 | 60 | 540,0 | 9,000 | 8,589 |
| 5 | Frank S. | 63 | 540,0 | 8,571 | 8,417 | 61 | 540,0 | 8,852 | 8,546 | 60 | 540,0 | 9,000 | 8,680 |
| 6 | Sven F. | 59 | 540,0 | 9,153 | 8,197 | 56 | 540,0 | 9,643 | 8,161 | 62 | 547,4 | 8,828 | 8,194 |
| 7 | Peter B. | 59 | 540,0 | 9,153 | 8,482 | 58 | 540,0 | 9,310 | 8,599 | 57 | 540,0 | 9,474 | 8,580 |
| 8 | Stefan H. | 53 | 546,4 | 10,309 | 8,403 | 61 | 540,0 | 8,852 | 8,542 | 57 | 540,0 | 9,474 | 8,601 |
| 9 | Karl-Heinz St. | 56 | 540,0 | 9,643 | 8,636 | 58 | 551,5 | 9,509 | 8,867 | 52 | 540,0 | 10,385 | 9,219 |


Das Tagesergebnis

| | Fahrer | P | Runden R | D-RZeit [s] | Distanz [km] | Speed [km/h] | R-Zeit [min] |
|---|----------------|----|-------------|----------------|-----------------|-----------------|-----------------|
| 1 | Kai M. | 15 | 388 | 8,362 | 17,460 | 19,4 | 54,072 |
| 2 | Michael K. | 14 | 385 | 8,416 | 17,325 | 19,2 | 54,005 |
| 3 | Michael F. | 13 | 366 | 8,871 | 16,470 | 18,3 | 54,113 |
| 4 | Andreas F. | 12 | 366 | 8,873 | 16,470 | 18,3 | 54,124 |
| 5 | Frank S. | 11 | 365 | 8,884 | 16,425 | 18,2 | 54,045 |
| 6 | Sven F. | 10 | 359 | 9,046 | 16,155 | 17,9 | 54,123 |
| 7 | Peter B. | 9 | 355 | 9,139 | 15,975 | 17,7 | 54,074 |
| 8 | Stefan H. | 8 | 339 | 9,576 | 15,255 | 16,9 | 54,106 |
| 9 | Karl-Heinz St. | 7 | 336 | 9,677 | 15,120 | 16,7 | 54,192 |




Aktuelle Platzierung nach dem 3. Rennen


| | Fahrer | P | Runden R | D-RZeit [s] | Distanz [km] | Speed [km/h] | Anzahl Rennen |
|----|----------------|----|-------------|----------------|-----------------|-----------------|------------------|
| 1 | Kai M. | 44 | 999 | 8,291 | 44,955 | 19,5 | 3 |
| 2 | Frank S. | 34 | 942 | 8,788 | 42,390 | 18,4 | 3 |
| 3 | Michael F. | 32 | 934 | 8,873 | 42,030 | 18,3 | 3 |
| 4 | Andreas F. | 30 | 933 | 8,881 | 41,985 | 18,2 | 3 |
| 5 | Dirk G. | 29 | 623 | 8,072 | 28,035 | 20,1 | 2 |
| 6 | Michael K. | 27 | 716 | 8,561 | 32,220 | 18,9 | 2 |
| 7 | Stefan H. | 26 | 882 | 9,389 | 39,690 | 17,3 | 3 |
| 8 | Steffen G. | 24 | 579 | 8,692 | 26,055 | 18,7 | 2 |
| 9 | Peter B. | 18 | 603 | 8,936 | 27,135 | 18,1 | 2 |
| 10 | Martin F. | 15 | 556 | 9,065 | 25,020 | 17,9 | 2 |
| 11 | Karl-Heinz St. | 15 | 846 | 9,811 | 38,070 | 16,5 | 3 |
| 12 | Andreas K. | 13 | 543 | 9,280 | 24,435 | 17,5 | 2 |
| 13 | Sven F. | 11 | 218 | 8,926 | 25,965 | 18,2 | 2 |
| 14 | Lorenzo R. | 5 | 233 | 9,298 | 10,485 | 17,4 | 1 |
| 15 | Markus S. | 4 | 225 | 9,613 | 10,125 | 16,9 | 1 |
| 16 | Frank J. | 2 | 220 | 9,851 | 9,900 | 16,4 | 1 |
| 17 | Carsten Sch. | - | 205 | 10,554 | 9,225 | 15,3 | 1 |



Stefan H.: Peugeot Pescarolo C60




Michael K.: Lola Rebellion




Karl-Heinz St.: Jaguar XJ9R




Frank S.: Ferrari 333 SP



Andreas F.: Audi R18 ultra LMP1



Kai M.: BMW V12



Michael F.: Lola Aston Martin LMP1



Sven F.: Jaguar XJ9R



Peter B.: Jaguar XJ9R